



Table tilt bracket
Make from 1/8 X 2 X 2 Angle



Connecting link
1 1/4 X 3/4 CRS



Tap 1/4-20
Bore 250X1.250 Deep
Drill 1/4" Through one side

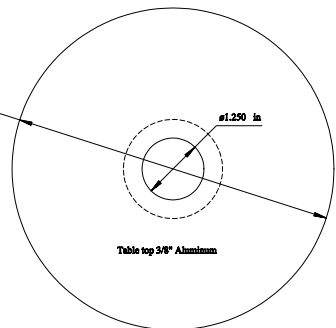
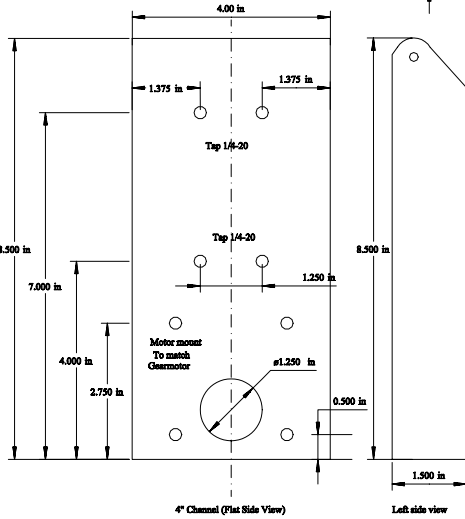


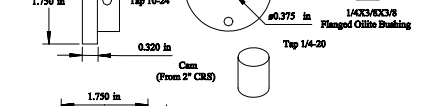
Table top 3/4" Aluminum



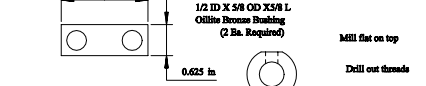
4" Channel (Flat Side View)
Left side view




Chamfer this edge
Tap 10-34
3/8" Steel Set Collar



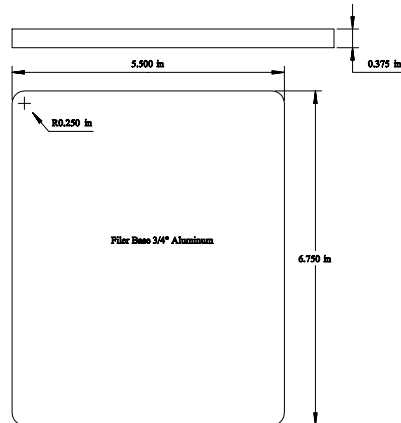
Cam
(From 2" CRS)



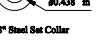
1/2 ID X 5/8 OD X 5/8 L
Oilite Bronze Bushing
(2 Bk. Required)



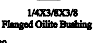
Aluminum Guide Block
(2 Required)



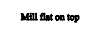
File Base 3/4" Aluminum



1/2" Steel Set Collar



1/4 X 3/8 X 3/8
Flanged Oilite Bushing



Mill flat on top
Drill out threads
Mill flat on bottom